

Introduction to ObjectiveEd Games

This guide is designed as an introduction to the ObjectiveEd Games app for VI staff who are unfamiliar with our company and its suite of products.

- **What is the ObjectiveEd Games App:**

ObjectiveEd Games is an educational app containing a suite of engaging games that teach important BLV concepts as they are played. By using the [Objective Ed Web-App](#), these games can be customized to give players different modes and difficulties to explore and practice with.

- **Skills, Goals, and Games:**

By default, the *Managed Goals* system in the ObjectiveEd Web-App automatically gives any new student account access to 9 different Games, including several different skills that contain various modes and difficulties for each game.

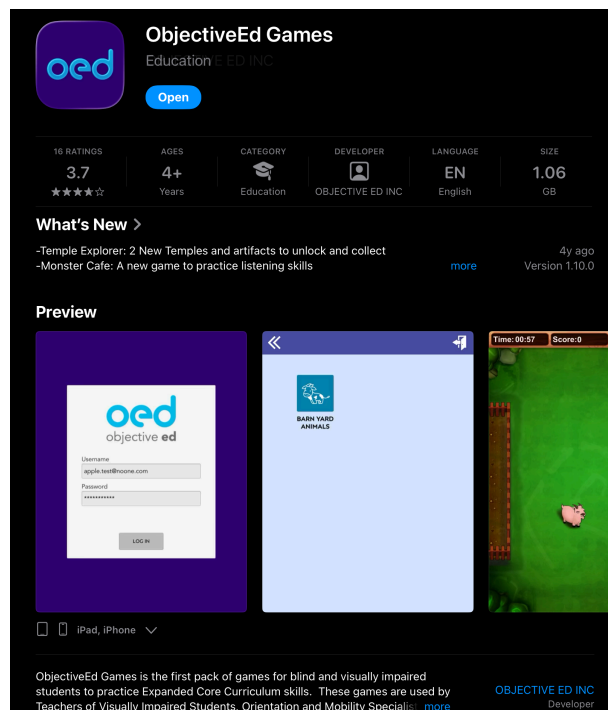
For more information on Managed Goals, please refer to the [Managed Goals Help Documentation](#).

Games can also be customized by manually creating your own *Skills and Goals* in the ObjectiveEd Web-App databanks.

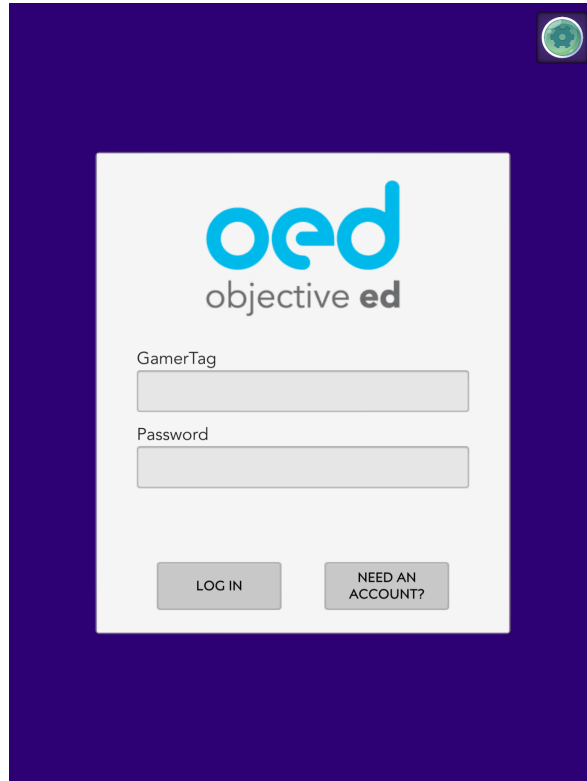
For more information on customizing Skills and Goals, please refer to our [Customizing ObjectiveEd Games Guide](#).

- **Getting Started:**

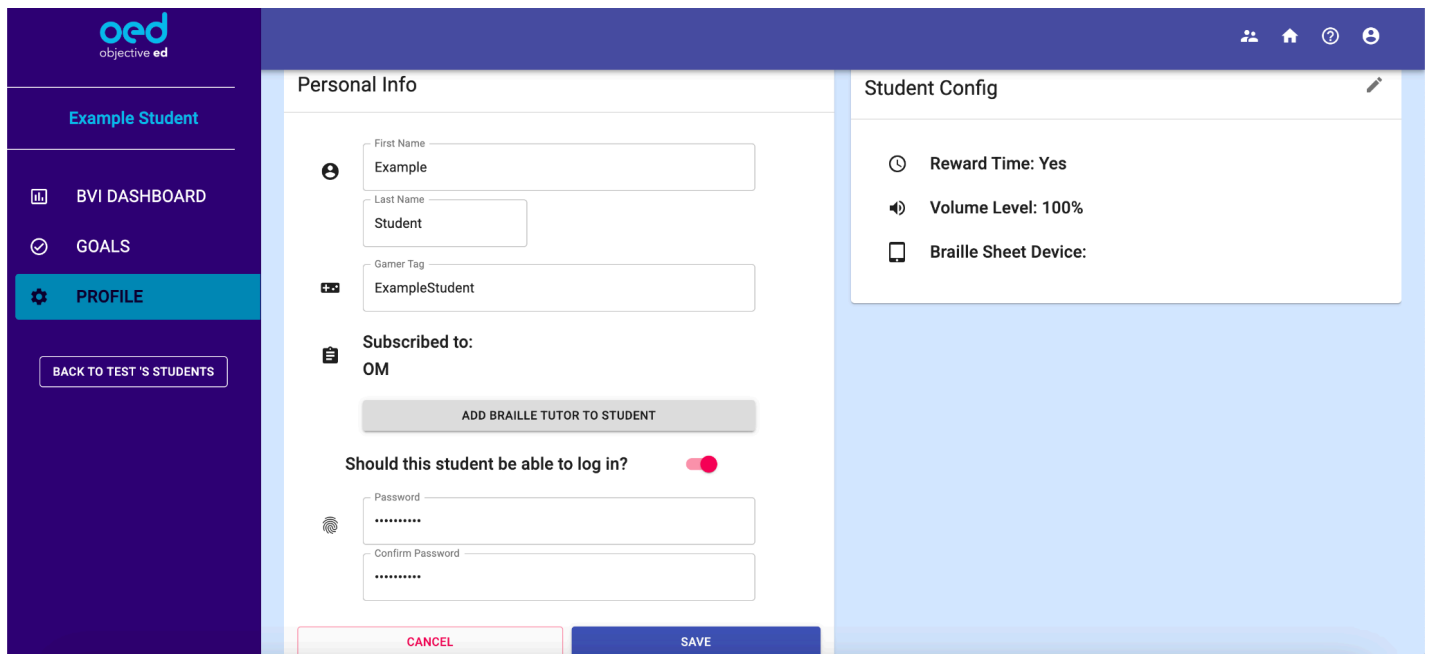
1. First, download the *ObjectiveEd Games* App to your iPad using this [link](#).



- Next, login to the app using the GamerTag and Password assigned to your student's account.



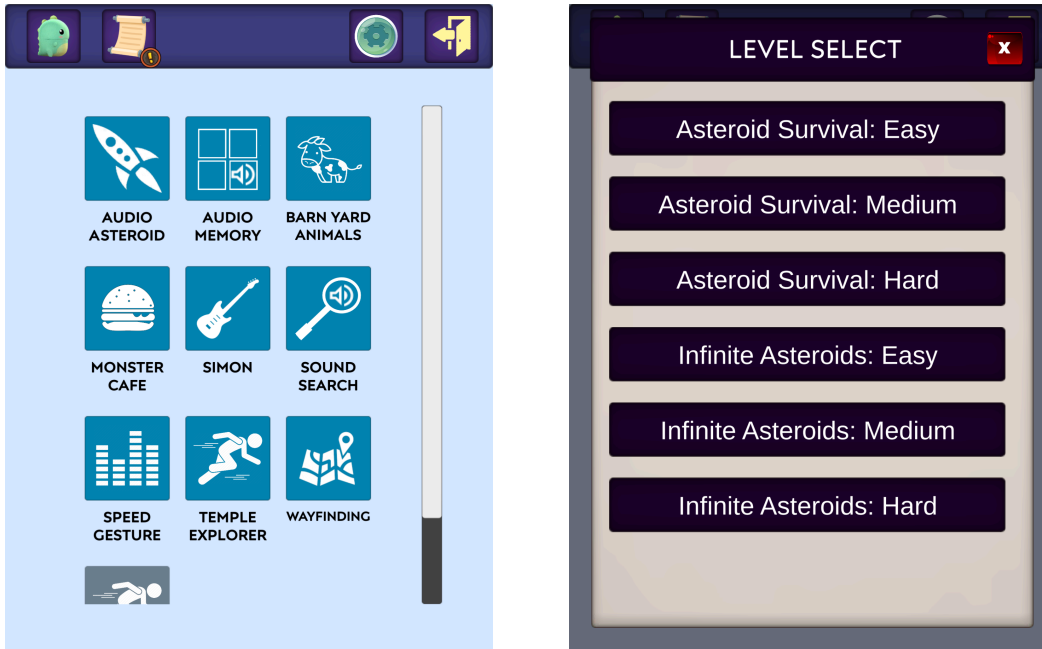
- If a student is missing login credentials, you can manually assign them on their Student Profile in the Web-App.



- Now your student can explore the ObjectivEd Games app and all its features!

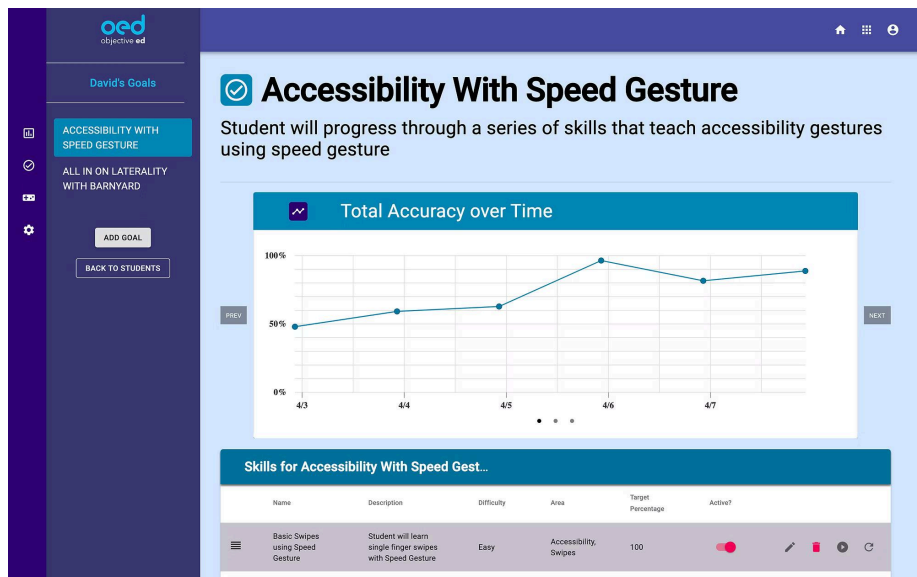
- **Inside the Application:**

After logging in, you are taken to the Game Hub. Selecting a game here opens up the Level Select Menu. This menu allows you to pick which game configuration you'd like to play.



Please check out our [Website](#) to learn more about each game and the topics they cover.

After selecting a game, have your student play for as long as you'd like. Afterwards you can review their progress in the Web-App by checking the charts for each game within the student dashboard. For more information on using the dashboard, check out our [Guide](#).



If you have any questions at all please contact, Support@ObjectiveEd.com
We are always here to help!